



# Tickfield

Achieving excellence together



Tickfield Industrial Estate, Tickfield Avenue,  
Southend-on-Sea, Essex SS2 6LL

Tel: 01702 212032 • Fax: 01702 212043


Email: [tickfield@southend.gov.uk](mailto:tickfield@southend.gov.uk)

Web: [www.southend.gov.uk/tickfield](http://www.southend.gov.uk/tickfield)

## Travel Information



### Car Parking

- 80 Free Parking available on site
- Prittlewell [Railway Station Pay & Display](#)  (3min)



### By Car

Less than half an hour from the M25, outskirts of London and East of England access routes.

- [Junction 29 of M25/A127](#)
- [Junction 30 of M25/A13](#)
- [Junction 17 of A12/A130/A127](#)



### By Train



As little as 45 mins from central London.

- Liverpool Street Line – [Prittlewell Station](#)  (2min)
- Liverpool Street Line –  [Southend Victoria](#)  (15min)
- Fenchurch Street Line –  [Southend Central](#)  (25min)



### By Bus

A few minutes from major bus & coach routes

- [Victoria Avenue Prittlewell](#)  (5min)
- [Southend Travel Centre](#)  (20min)



### By Air

Only one stop from [London Southend Airport](#)  (30min)



### By Cycle

A dedicated cycle shelter plus showering facilities available on site gives you the perfect opportunity to travel to the centre using a refreshing and healthy mode of transport.

- Dedicated cycle shelter
- Showering facilities available on site
- Please see [Cycle Route Planner](#) to assist your journey.

## General Location

- Tickfield is located on the outskirts of central Southend.
- Southend has a huge variety of high street stores, bars, restaurants and coffee shops.
- The town centre leads directly onto Southend seafront with miles of beautiful coastline views across the Thames Estuary- you can even take a stroll along the world's longest pleasure pier.
- Fantastic overnight accommodation available within the town and surrounding areas for you to make the most of your seaside visit!



## Local Map & Key Location Guide



Tickfield Industrial Estate, Tickfield Avenue,  
Southend-on-Sea, Essex SS2 6LL

Tel: 01702 212032 • Fax: 01702 212043

Email: [tickfield@southend.gov.uk](mailto:tickfield@southend.gov.uk)

Web: [www.southend.gov.uk/tickfield](http://www.southend.gov.uk/tickfield)

**Opening Hours: Weekdays 08.30 – 17.30**

- Access available to centre from 08.15
- Evening & weekend events available at 48 hours notice (additional fees may apply).
- The centre is closed during public holidays.



A summary of this publication can be provided in alternative formats such as Braille, audio-tape, or in large print. Translations of this document in alternative languages are also available.

